

www.SmartFloorUS.com

SmartFloor

Sustainable Concrete Floor Systems

BETTER | EASIER | SAVES YOU MONEY



SCAN ABOVE TO CONTACT OUR
EXPERTS AND LEARN MORE

AMERIPOLISH®



SUBSCRIBE AND FOLLOW US TODAY!

A dark blue decorative bar with a diagonal cut on the left side, spanning the width of the page.

Copyright 2023 Ameripolish®, All rights reserved

The Trademarks, logos and service marks (collectively the “Trademarks”) displayed in Ameripolish® marketing are registered and unregistered Trademarks of Ameripolish®. All other Trademarks and service marks are the property of their respective owners. The unauthorized use of any Trademark displayed in this catalog is strictly prohibited.

TABLE OF CONTENTS



SmartFloor™ Maintenance System

What is the SmartFloor™ System	4
The Features You Need	5
A Difference You can See	6
The SmartFloor™ Process	8

SmartFloor™ Refinement System

3-Step Floor Recovery	10
G-Series Burnishing Pads	12

90-Day Free Trial Offering

Warranty Information	13
----------------------------	----

What is the SmartFloor™ System?

The SmartFloor™ System is a ground-breakingly different continuous wet polishing system. It consists of two systems derived of the same technology. The SmartFloor™ Refinement System is the first of the two and is an abrasives system designed for use on various types of machines that would “install” a polished concrete floor. The SmartFloor™ Maintenance System is the second of the two SmartFloor™ Systems and is a maintenance abrasive system designed for use on commercial and industrial automatic scrubbers.

The SmartFloor™ system doesn't stop when the installers complete the job with the SmartFloor™ Refinement System. With the SmartFloor™ System, installation and maintenance are one continuous polishing process that is utilizing the same composite resin abrasive technology in each system. Your floor continues to perform for true longevity and the lowest possible life-cycle cost.

When the SmartFloor™ Maintenance procedure is properly followed, your floor stays at a desirable finish level. Using a three-fold, comprehensive approach, the SmartFloor™ System begins at specification - when specifying for Ameripolish® Chemicals, continues through installation with the SmartFloor™ Refinement System and is sustained through the SmartFloor™ Maintenance System that incorporates continuous polishing during the cleaning/refurbishing process.

This “Smart” system utilizes Ameripolish®'s state-of-the-art penetrating curing agent, densifier and sealer and advanced cleaning technology to strengthen and enhance the concrete, as well as protect it against daily abrasion that can deteriorate its aesthetic quality. Through the SmartFloor™ Maintenance System, every time your floor is cleaned not only will the composite resin abrasive cleaning pads be refining the polishing process, but also the Ameripolish® Rejuvenating Cleaner will be reinforcing the sealer while lubricating the diamond pads and lifting contaminants.

The SmartFloor™ System Installation & Maintenance in One Continuous Process

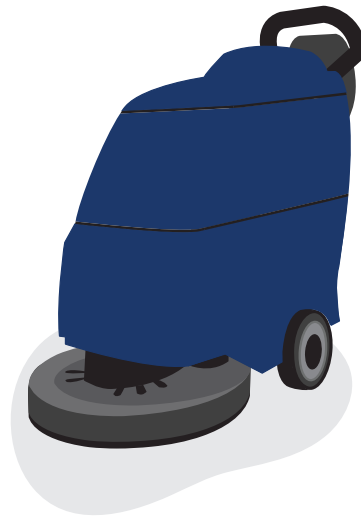
OUR QUALITY WARRANTY

Ameripolish®, Inc. warrants concrete floors treated with the full SmartFloor™ System against excessive Distinctness of Image (DOI) loss. The SmartFloor™ System includes application and maintenance of SmartFloor™ System products by an approved, licensed contractor in accordance with Ameripolish®, Inc. written instructions.



SmartFloor™ Maintenance System is Better | Easier | Saves You Money

- Easy to see color-coded system allows for identification of pad while it is on the machine
- Wear indicator shows color through the bottom of the pad to indicate when it's time for a replacement pad
- Innovative and patented composite resin technology
- Compatible with most auto-scrubbers and floor machines
- Support offered to maintenance personnel throughout the life of the floor
- Available in sizes: 13", 14", 15", 16", 17", 18", 20"
- SmartFloor™ pads will maintain and increase DOI



Blue Daily Maintenance Pads

Improve aesthetics through daily maintenance.

Daily Maintenance Pad (Blue)



Orange Light Restoration Pads

Restore stained or dull, worn out floors back to a sustainable aesthetic.

Restoration Pad (Orange)



A Difference You Can See

See for yourself what a difference the SmartFloor™ Maintenance System can make!

Measuring DOI

SmartFloor™ Maintenance outperforms its competition the first time it touches the floor. Competitor products actually deteriorate DOI measurements the more they run on the surface. With each use, SmartFloor™ pads will maintain and even increase DOI measurements, resulting in improved light reflectivity over time and a better appearance of your floors.

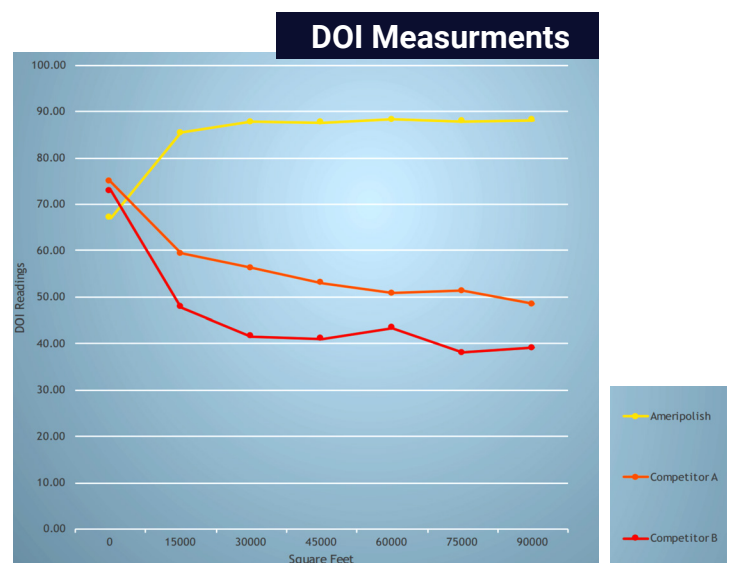
What is DOI

DOI stands for Distinctness of Image. DOI Testing measures the deviation of light by scattering. The more scattering that is experienced, the more hazy and blurred the reflection appears. We use DOI testing on SmartFloor™ polished concrete floors. This provides a quantifiable measurement of the clarity of the polished surface. This method of testing is especially valuable to our customers because it gives them the truest measurement of surface refinement. DOI results cannot be replicated through the use of a false sealer, or a false polish.

SmartFloor Maintenance System Vs. Competitors

SmartFloor Maintenance outperforms its competition the first time it touches the floor. Competitor products actually deteriorate DOI measurements the more they run on the surface. With each use, SmartFloor pads will maintain and even increase DOI measurements, resulting in improved light reflectivity over time and a better appearance of your floors.

So how does SmartFloor™ Maintenance compare to the competition? You decide!





Results You Can See

Before and After photos demonstrating how effective SmartFloor™ Maintenance can be.



BEFORE



AFTER

The SmartFloor™ Process

Easy-To-Follow Steps

The SmartFloor™ Maintenance system has a two step system (Orange and Blue pads) for restoration and maintenance. To sustain the finish after installation with the SmartFloor™ Refinement system, simply use the Blue Daily Maintenance pad from the SmartFloor™ Maintenance system underneath an automatic scrubber. The additional Orange Restoration Pad, would be used on an “as-needed” basis, for example the pickle aisle scenario or for a floor restoration/refurbish.

Below is an easy-to-follow step process for the SmartFloor™ Maintenance system.

Blue Daily Maintenance Pads

1 Take the SmartFloor™ Daily Maintenance Pad and attach the pad to the auto-scrubber with the correct side up, and abrasive side pointed towards the floor.

2 Fill auto-scrubber with water and 1 pouch to 1 tank for proper dilution of rejuvenating cleaner which contains an antimicrobial protection component, in full tank at proper ratio which can be found on the Ameripolish® Rejuvenating Cleaner’s TDS.

Using Rejuvenating Cleaner is recommended but not required.

3 Clean the floor with the auto-scrubber as usual working wall to wall and not only main traffic areas.

For best results, the auto-scrubber movement should be roughly the equivalent to a walk.





Light Restoration

- 1** Always attempt the “Daily” procedure for light restoration or spot repair first.

- 2** If light restoration or spot repair is not removed with Daily procedure, remove the SmartFloor™ Daily Maintenance Pad and install the SmartFloor™ Restoration Pad.

- 3** After the pad is past its “break-in” period make a minimum of 6 or more “passes” with the autoscrubber with the SmartFloor™ Restoration Pad.

This can be done all at one time or over the course of several days/weeks or until the floor reaches the desired finish level.

- 4** When the light restoration or spot repair is restored, install the Daily Maintenance Pad back onto the Driver Head and then return to following the “Daily” Procedure.



Scan here to view the
SmartFloor™ Daily Maintenance Pad Training Video

3-Step Floor Recovery

Rejuvenate Previously Polished Floors



Simple, Fast, and Effective

Rejuvenate, refurbish, and recover previously polished floors in only 3 simple polishing steps. The GPR Series SmartFloor Refinement System Pads can restore floors that have been dulled, stained, and etched from years of abuse or improper maintenance.

All steps of the SmartFloor Refinement System are run wet. No dust, so facilities can remain open during the day while floor/aisle rejuvenation is completed overnight.

Fits Most Machines

The SmartFloor System's abrasive pads made in any pad size or shape. This means you can use the same tooling for the majority of machines, no matter the manufacturer or machine type.

Suitable for traditional grinding machines and or refurbishing type machines.

1 Perform Tool Step #1


Using SmartFloor Refinement System abrasive pads, perform tool step #1

2 Perform Tool Step #2

Next, perform tool step #2

3 Perform Tool Step #3

Finally, perform tool step #3



Apply Sealer

After the floor has been thoroughly cleaned and found to be free of dust and debris, installation contractors should apply the Ameripolish® SR or SR2 fully penetrating sealer

Burnish -- Optional

After SR2 has been applied, the installation contractor should burnish with our G3 burnishing pads



Protection From Within - SR2

Ameripolish® SR2 is a penetrating stain-resistant sealer specifically formulated to protect polished, dyed, and exposed concrete from:

- oil
- water-based stains
- acidic etching agents

In independent testing, the SR2 sealer has outlasted other products on the market for its superior stain resistance qualities.

For application instructions on SR2 please refer to the product technical data sheet.

| G-Series Burnishing Pads



Burnishing Pad for Ameripolish Stain Protection

Ameripolish® G3 is a floor burnishing pad for use on ultra high speed floor machines that operate in the 1500-3000 rpm range. The pad is made of polyester fibers in a nonwoven construction. This product is designed for the burnishing phase after Ameripolish® 3D SP E is applied and dried. The pad is available in varying sizes.

- Designed to improve gloss/clarity of floors protected with Ameripolish stain protection.
- Removes dust, scuffs and marks on high traffic areas.
- Used on ultra high speed electric, battery, or propane floor machines.

Item #	Unit	MSRP
G3-27-2	27" G3 Burnishing Pad 2 Pack	\$120.00
G3-24-2	24" G3 Burnishing Pad 2 Pack	\$110.00
G3-21-2	21" G3 Burnishing Pad 2 Pack	\$100.00
G2-27-2	27" G2 Burnishing Pad 2 Pack	\$120.00
G2-24-2	24" G2 Burnishing Pad 2 Pack	\$110.00
G2-21-2	21" G2 Burnishing Pad 2 Pack	\$100.00
G1-27-2	27" G1 Burnishing Pad 2 Pack	\$120.00
G1-24-2	24" G1 Burnishing Pad 2 Pack	\$110.00
G1-21-2	21" G1 Burnishing Pad 2 Pack	\$100.00

Compared to a Grit Number?

G-Series Pad	Grit Equivalent
G3	3000
G2	1200
G1	600



| 90-Day **FREE** Trial Offering

Experience the Difference with the SmartFloor™ Maintenance System - Try it for 90 Days Free!

Transform your concrete floors with the SmartFloor™ Maintenance System by Ameripolish®. As a building owner or building service contractor, you understand how important it is to maintain your floors' appearance and longevity. With our SmartFloor™ Maintenance System, you can achieve those goals and experience a difference like never before!

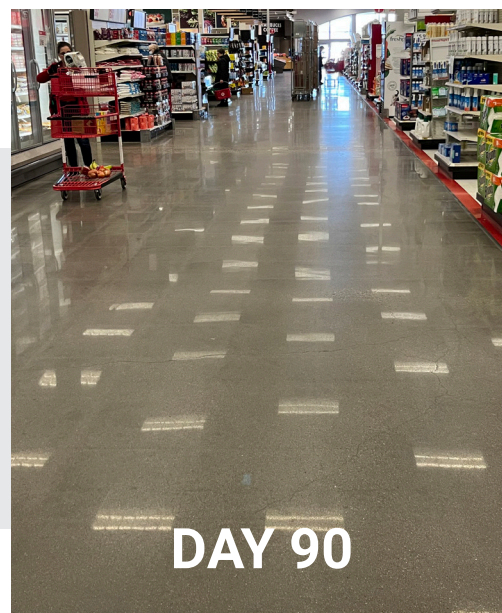
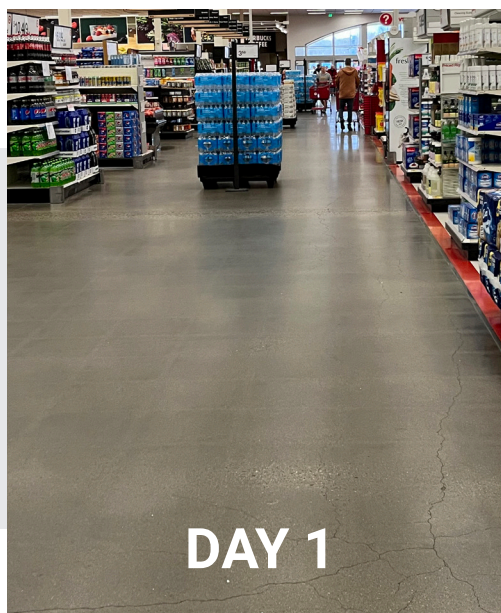
Take advantage of our 90-Day Free Trial offer and experience the benefits of SmartFloor™ Maintenance System for yourself.


Here's what you'll get with our 90-Day Free Trial:

- The precise amount of pads based on square footage and floor condition for 90-days use in any one building of your choice

- Optional inclusion of our Rejuvenating Cleaner in the trial

- Instructional wall charts to walk through the execution of the "restoration" process with the Orange pads and daily maintenance with the Blue pads
- A 5-minute training video that will help the operators understand how to run the system
- A consultation visit from an Ameripolish representative on Day 1, Day 45 & Day 90, provided scheduling works within those windows.





6 weeks of ORANGE

6 weeks of BLUE

With our SmartFloor™ Maintenance System, you'll enjoy:

- Improved appearance of your floors
- Increased lifespan of your floors
- Reduced labor and material costs
- Improved indoor air quality
- Safe and sustainable cleaning process

Don't miss out on this opportunity to experience the difference with SmartFloor™ Maintenance System for **FREE for 90 days!** Contact us now to sign up for the trial.

How Much does the SmartFloor™ Daily Maintenance System Cost Annually?

\$3,500



An average **100,000 square foot** of maintainable concrete uses approximately **\$3,500.00 of Blue Daily Maintenance Pads** at MSRP cost assuming the scrubber covers ALL 100,000 sqft, 365 days per year.

100,000 ft²



A **100,000 sqft facility** that cleans the entirety of the floor covers **36.5 million square feet** annually.

Each **SmartFloor™ Blue Daily Maintenance Pad** covers at a minimum 750,000 sqft per pad, and we often see floors who use the system regularly achieve pad life around 1,000,000 square feet.

SmartFloor
Sustainable Concrete Floor Systems



750,000 to 1 Million ft²

x49



\$3,548.58



\$00.1 per 105 ft²



At the lowest sqft coverage rates (750,000) a **100,000 sqft facility** would use **49 sets of SmartFloor™ Blue Daily Maintenance Pads**, again assuming they clean all 100,000 sqft 365 days per year.

49 Sets of **SmartFloor™ 16" Blue Daily Maintenance Pads**
Cost \$3,548.58 at MSRP.

The cost per square foot is **\$00.00009** (9 one-thousandths of a penny).

That means that your cost will be roughly 1 cent for every 105 sqft covered.

Scan here to contact our experts to learn more and get a customized estimate today!



For more information please visit: ameripolish.com

AMERIPOLISH®



Ameripolish® Inc.

120 Commercial Ave. | Lowell, AR 72745

Toll Free: 1-800-592-9320 | **Phone:** (479) 725-0033 | **Fax:** (479) 725-0031